



# S.E.A. side News

March  
2012



SEA—Special Equipment Amount

## This issue:

- Read & Write Gold 10
- Picture Dictionary Spotlight
- Interactive Whiteboard Learning Community Update
- Demonstration Classrooms
- Assistive Technology (AT) and EQAO
- AT Training Available
- SEA Deadlines
- Follow the AT Team on Social Media

## Read & Write Gold 10 is Now Available!

Special Education is proud to announce that Read & Write Gold 10 is now available. The upgraded version has new, exciting tools like the Picture Dictionary and Online Translator. **ALL TDSB schools** can request the upgrade. It is also available at home for all TDSB students.



### Please NOTE:

1. The Read & Write Picture Tool works best with Office 2010.
2. Office 2010 is now available for TDSB academic computers upon request.

To request Read & Write Gold 10 and Office 2010 place your software request at:



[http://myehd/Software/Software\\_Request.aspx](http://myehd/Software/Software_Request.aspx)



[For additional information on this software, printed resources, tip sheets and videos click on this link](#)

or visit our website at  
[http://tdsbweb/special\\_education/sea](http://tdsbweb/special_education/sea)

# Picture Dictionary and Vocabulary Tool

The Read & Write Gold Picture Dictionary feature works together with the Vocabulary Tool to provide visual support for students. Students and staff can populate a word list by typing or using the highlighters to collect words. The vocabulary list that is generated, brings visuals and definitions from the picture dictionary into an organized table.

**Read & Write Gold Home Use Information:**  
Scan our QR code to link directly to the TDSB AT site.



<http://www.tdsb.on.ca/site/ViewItem.asp?siteid=10428&menuid=28328&pageid=24349>

Vocabulary List			
Subject	Measurement Vocabulary		
Date	3/1/2012		
Word	Meaning	Symbol	Notes
area	A region of a country or part of a place, "Let's drive round the area".		
perimeter	The boundary line The size of something as given by the distance around it.		
angle	The space between two straight lines joined at one end, "That is an angle of 45 degrees".		
centimetre	A unit for measuring length, "There are 100 centimetres in a metre".	<b>cm</b> 	

## Picture Dictionary Examples

In the Quiet Area I can:

1. Sit quietly.



2. Count to 20.



3. Take deep breaths.



Calm



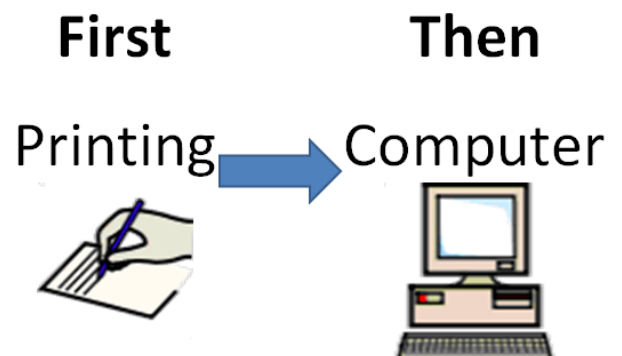
=

I'm ready



More examples can be found on the Assistive Technology public website at:

<http://www.tdsb.on.ca/site/ViewItem.asp?siteid=10428&menuid=28329&pageid=24350#readandwritegold>



# Learning Communities Update


The Assistive Technology Team is once again hosting a series of Learning Community sessions to support teachers using interactive whiteboards (IWB). The first session focused on **getting started with the interactive whiteboard**.



The second Learning Community session focused on using the **document camera and slate** with the IWB.



For our next session, **Special Education** will **partner with the Mathematics/ Numeracy Department** and will focus on how the IWB can be used to differentiate learning as well as how to effectively deliver a three-part math lesson using the IWB. Finally, our last Learning Community session will focus on using the **IWB to support literacy** development of our students.



Different types of job embedded professional learning sessions have also been offered to Learning Community participants. This has included: **co-planning, co-teaching and classroom observation sessions**. We are pleased with the success of these sessions and will continue to provide more of these professional learning opportunities throughout the school year.



## Demonstration Classrooms

The Assistive Technology Team recently hosted two demonstration classrooms for Special Education.

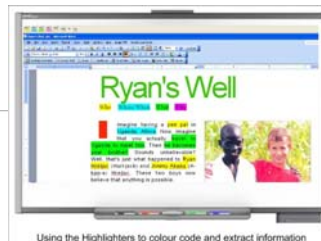
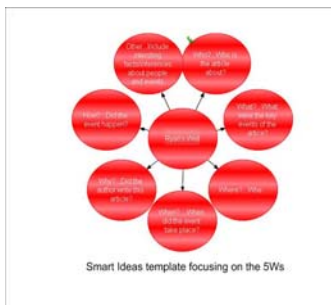


On February 22, Ms. Tucci-Browne hosted a demonstration classroom at Annette Street P.S. on the use of assistive technology for Resource Support. Visiting teachers observed Ms. Tucci-Browne and the grade 4 teacher co-teach a lesson using Read & Write Gold to highlight and extract evidence from a newspaper article to support a written response. One of the goals of Ms. Tucci-Browne's Resource Program has been to expose all students to Read & Write Gold as a literacy tool.

On February 23, Ms. Sherman welcomed visiting teachers to her HSP classroom at Allenby P.S. Ms. Sherman demonstrated how to use Read & Write Gold and Smart Ideas to identify and categorize key information in a non-fiction text. Ms. Sherman shared the success her students have had using templates in Smart Ideas to plan and organize their written assignments.

We would like to thank these teachers for sharing their knowledge, expertise and challenges using assistive technology in their classrooms.

Check Key to Learn for an opportunity to visit our other demonstration classrooms at Annette, Allenby and KELI in March, April and May.



# EQAO and Assistive Technology Pilot



The **EQAO and Assistive Technology Pilot Project** is provided through Special Education and supported by the Assistive Technology Team. Classrooms participating in the **EQAO and Assistive Technology Pilot Project** have completed the second set of in-class training sessions. Students and their teachers have worked to learn how to use the functions of Read & Write Gold as an accommodation for EQAO provincial testing.

Read the blog's pilot update at:

<http://assistivetechtdsb.blogspot.com/2012/02/eqao-pilot-session-2-update.html>

I'm certain that the EQAO training will make a huge difference in the scores of my students. They seem confident and very proficient with the program after two training sessions. The instructor makes the training fun and connects well with the kids.

- Ms. Aslanidis, HSP, Elementary Chair

The Read and Write Gold software is a valuable tool that could be utilized by all students. It supports student learning and assists with scaffolding when students are trying to formulate ideas. We are happy to be participating in the pilot project "Read & Write Gold and EQAO". The grade 6 students involved are finding the training sessions informative, helpful and completely hands-on.

- Ms. Gillespie, Methods and Resource Teacher (MART)



# Professional Learning Opportunities Provided by Our Team

The SEA Team offers a wide-variety of professional development sessions over the year. Some of these sessions focus on technical training (how to use various programs and the tools within them) at the basic and advanced levels. Other sessions are focused on curriculum. These sessions require experience using the technology.



All of our sessions can be accessed via Key To Learn. Link: <http://zweblms/keytoLearnStaff/index.htm>

<u>Training Sessions</u>
Read & Write Gold
Read & Write Gold Advanced
Boardmaker
Smart Ideas
Dragon Naturally Speaking
SMART Board for Beginners
SMART Board Next Steps
Promethean Board for Beginners
Promethean Board Next Steps

<u>Curriculum Sessions</u>
Differentiating Math Instruction in Special Education Using the Interactive Whiteboard
Supporting Literacy Development Using Read & Write Gold with the SMART Board
Using Read & Write Gold to Support the Research Process
Using the SMART Board to Meet the Needs of Special Education Students

## Collect Highlights



Choose your options

Choose your options



## Our Curriculum PD sessions

### Reading and Research

### New PD Session: Read & Write Gold and Research

Using Read & Write Gold to Support the Research Process is a NEW PD session being offered this year.

In this session, the SEA team models how students can research using Read & Write. This session shows how the **Fact Folder** can be used to store facts (with a bibliography) that can later be retrieved. The use of the **Highlighter Tools** shows how this information can be sorted into categories to further narrow the research focus. Read & Write also supports the writing process through the **Read Back and Auditory Spell Check** features. Lastly, Read & Write can support students' choice of a variety of multimedia presentation styles by using features such as the **Speech Maker**, which converts text into mp3.



# SEA Deadlines

## Reminder!

**April 2** is the deadline for interactive whiteboard and individual student computer SEA claims.

Forms and checklists can be found on our SEA website at:

Internal website: <http://tdsbweb/site/ViewItem.asp?siteid=100&menuid=35762&pageid=30238>

All completed claims should be forwarded to:

**SEA Assistive Technology Team- Special Education Dept.** Terraview

Learning Centre ♦ 1641 Pharmacy Ave. Rm 206 ♦ Toronto, ON

## Social Media



Use your QR code reader to link directly to our blog via your handheld device.



<http://assistivetechtdsb.blogspot.com/>

The SEA Team continually adds invaluable resources to both the internal and external site. Check out what's new!



### Please visit

[http://tdsbweb/special\\_education/sea](http://tdsbweb/special_education/sea) to view the SEA newsletter and all internal forms and

<http://www.tdsb.on.ca/specialeducation/tech> for all our new resources including; videos, print materials, lesson activities and links to other sites.



Visit TDSB's official assistive technology site to keep updated on current events and information.



Follow us on twitter for a quick glance on what's new! **@assisttech**

<http://twitter.com/assisttech>